The Karawa Coffee Project

3-Part Lesson for Children

Main Learning Objective: Through discussion, exploration, and hands-on activities, students will understand the why the Karawa Coffee Project is so important: **to reduce extreme poverty, enhance food security, and build the economy.**

How to use these materials:

- Read through these lessons and activities to see how they could work for your Sunday School group or VBS.
- PowerPoint slides are included.
- Feel free to modify any of the lessons or activities that best fit your situation (in person, virtual, or a combination).

Other Tips:

- If meeting in person, set up your space with decorations.
- Ask for a guest speaker—contact us and we can help: pcpinfo@paulcarlson.org
- Common foods in Congo can be used for snacks: plantain chips, pineapple, mango, banana, coconut, orange, grapefruit.
- If teaching these lessons virtually, email parents the coloring pages and instructions for other activities a week in advance so they can prepare their children for their time with you.

Please contact us if you have any questions:
773-907-3302 or pcpinfo@paulcarlson.org

PAUL CARLSON PARTNERSHIP

Introduction: Learning About the Democratic Republic of Congo

Explain: Through a special organization called Paul Carlson Partnership, the people in Congo have started growing coffee again. For 2 years now they have grown coffee plants, transferring them to family farms, and whole communities are working again growing coffee and selling coffee.

How much do you know about the country of Congo? Where is it? What is the weather like? Where do people live?

- The Democratic Republic of Congo is a very large country in Central Africa and is about 1/3 the size of the United States (maps are included!)
- Paul Carlson Partnership supports people who live in the Ubangi-Mongala (ooo-bon-ghee)-(mon-ga-la) region in northwest Congo.
- The weather is hot, usually between 90 and 105 degrees.
- There is a dry season and a rainy season.
- In the villages, where most people in the northwest area live, most of the houses have mud walls and grass thatch roofs.
- A village is a cluster of families who have built their huts near each other. If you lived there, you would know everybody in the village. In fact, you'd be related to everybody! A village develops over many years as generations of a family grow up and make their own homes near their brothers and sisters and cousins.
- When a family expands over many generations, and fills many villages, do you know another word for that very big family? A tribe. Congo has about 250 tribes in the country. Other African countries have tribes too.
- Some people in villages have gardens or a farm.
- Most people are farmers and only make about $1.90 per day!

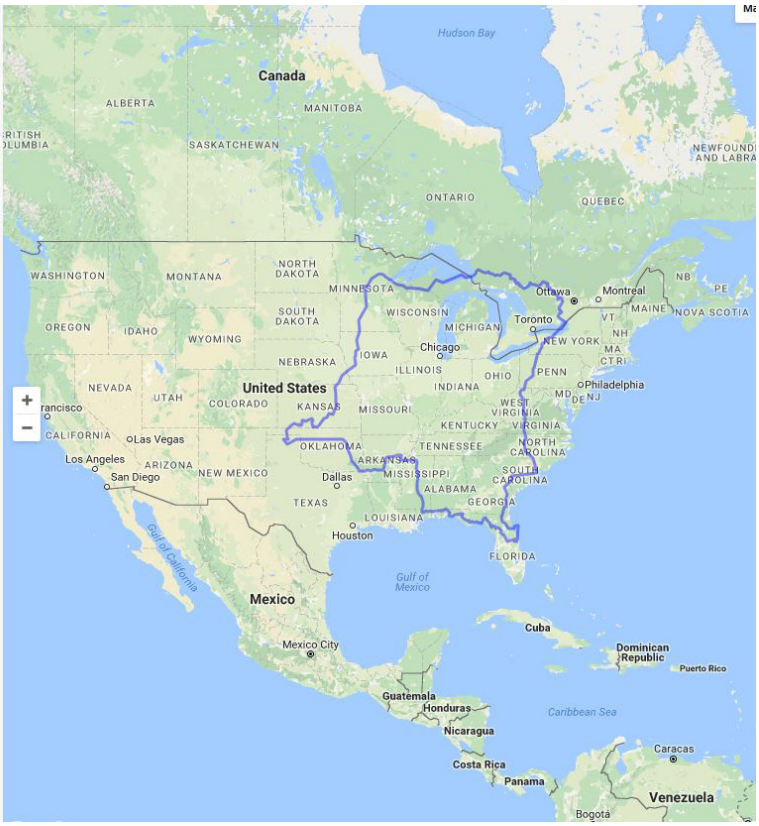

Lesson 1: Reduce Extreme Poverty

- Read the story about Jacques and his family's coffee farm.
- Discuss below what happened with the coffee wilt disease and how that affected life in the Congo.

Lack of water, lack of possessions, food, resources, and schooling are challenges that cause much stress and pressure in the daily lives of the Congolese. But God is providing a way for people to earn more money through coffee!

Read Isaiah 43:19
I am about to do something new. It is beginning to happen even now. Don't you see it coming? I am going to make a way for you to go through the desert. I will make streams of water in the dry and empty land.

Class Discussion:

Do anyone's parents drink coffee? YES! Many people drink coffee everyday. **Coffee farming was an important part of Congo too,** because many people had jobs to grow and sell coffee. But something bad happened about 30 years ago. A war within their country went on for a long time and a disease called "coffee wilt disease" killed most of the coffee plants.

Can someone tell me what the problem is with people not working?

- You don't make money…can't buy food, go to school, or to the doctor when you are sick.
- Working is good for you…it's good to have responsibilities.
- Good for a community to have jobs so you can help each other and the community can develop.

What kind of good things can people in Congo do with the money they make from selling coffee? Go to school, buy food, go to the doctor, build water sources, support the church ministries, build more buildings (all examples of reducing extreme poverty).

Activity: Today the kids will rotate through a variety of stations in order to learn more about coffee and Congo.

- Station 1: coffee bean sensory table—search for something in coffee beans, hidden)
- Station 2: coffee bean art with glue—kids will use glue to outline a picture of the Congo and then will put coffee beans on the glue to dry.
- Station 3: relay race—balancing baskets on heads; coffee beans balance on spoon; jumping in coffee bean sacs
- Station 4: color in the coffee tree with leaves, on each leaf they will write ways God is doing something new in their life

Lesson 2: Enhance Food Security

What is food insecurity? Food insecurity means that you do not have enough food to eat, or the foods that you do have do not provide enough nutrients to stay healthy and fight illness. Many people in Congo do not have enough food to feed their own families, and this often leads to malnourishment, especially in children.

How does the Karawa Coffee Project help with food security? Because many families already have farms, they can plant the coffee along with their other crops, such as beans, manioc, and rice. This way, while they grow the coffee they are also growing the plants they need to eat and sell. Once they harvest the coffee and sell it, they can have more income to buy better food.

What goes into planting the coffee farms and how do they take care of the plants while they grow? With support from people in North America, Paul Carlson Partnership purchases really good coffee seeds that are resistant to disease. People are trained how to plant and nurture the coffee plants.

How long does it take for the plants to grow until they're ready to be harvested? It can take up to 3 years before a coffee tree is ready for harvest.

Just like a plant needs nutrient rich soil to thrive, Christ gives his children every possible nutrient we would ever need: peace, love, hope, and wisdom. God's supplies are unlimited and we can grow in our relationship with Christ through prayer, reading our Bible, and being in community.

Read John 15:4
Remain in me, as I also remain in you. No branch can bear fruit by itself; it must remain in the vine. Neither can you bear fruit unless you remain in me.

Class Discussion:

Have you ever grown your own food before? What were the steps you had to take? Have a good spot in nice soil, make a hole, plant the seed(s), fill the soil back over the seeds, water, sun, and care for the plant.

Did the plants grow quickly? Was it difficult to wait? Plants take a lot of patience, and you have to care for them every day!

Do you know what happens to plants when they are done growing and are ready to eat/use? We pick them! This is called harvesting the crop.

Have you ever helped your parents pick vegetables from a garden? How do you feel when you get to eat the final product? After a long time of waiting for your vegetables to grow, it is very exciting to get to eat them. Allow the children to share gardening stories.

Activity: Today we will be planting seeds and we will care for our seeds and watch as they grow, just as the farmers do in Congo. Materials needed: ziplock bags, markers, paper towels, and seeds (choose fast growing seeds such as lettuce, beans, peas, radishes, or lima beans).

1. First, label the bag with child's name, date, and seed name.
2. Give a paper towel to each child and have them soak the towels with water and then ring out so it's damp but not soaked.
3. Spread the seeds out on top the paper towel, covering only half the towel with seeds. Space the seeds so they are not touching and there is about 1/4-inch of space around each seed. Fold the damp towel in half, sandwiching the seeds between the towels. Press lightly on top the towel so the seeds are in full contact with the towels on both sides.
4. Put the paper towels inside of the ziplock bags.
5. Kids will now bring the bags home so they can observe the changes over the next week or so. Tell them to put the bag in a warm place, such as taping the bag to the window where it will get sunlight and warmth. When the paper towels seem dry, take them out and get them damp and put back into the bag with the beans. Encourage kids to keep a journal about what they observe.
6. Kids can take the germinated seeds and plant in smaller planters with soil and continue to care for their plants at home.

Lesson 3: Build the Economy

What is an economy? The economy is all about how money is made and spent in an area. For example, the store sells things we need, and our parents use money to buy those things. Our parents earn money by working.

Why is it important for people in Congo to grow and sell coffee? This answer can be a review of how coffee will help people buy food, go to school, support the church, pay for hospital visits, kand helps the entire community grow.

Where will the coffee in Congo be sold? The coffee will be sold in their town and around the world! Use the ***Karawa Coffee Project—From Seed to Cup*** coloring sheet to explain the process of planting the coffee seeds, harvesting, processing, and transporting the coffee around the world. Give each child a print out of the coloring sheet (coloring it can be an additional activity).

God can use others – like us – to help our friends in Congo with growing coffee so they can build a better life.

Read Matthew 22:36-38
"Teacher, which is the greatest commandment in the Law?" Jesus replied: "'Love the Lord your God with all your heart and with all your soul and with all your mind.This is the first and greatest commandment. And the second is like it: 'Love your neighbor as yourself.'

Class Discussion

What role can we play? How can we help from home? Pray, fundraise, share with our friends and family about the coffee project, parents can buy Karawa coffee when it's ready.

Activity: We can help from home too! Today we will be creating a coffee farm that we will hang up in our church. People will get to "buy" plants and we will use that money to send to the Karawa Coffee Project to help the Congolese people grow more coffee!

Steps:

1. Design the board with the included plants to cut out, or provide the outline for kids to color in themselves.
2. Set a goal together that tells how many plants you want to sell. For example, each plant can be $10 x 150 plants = $1,500.
3. Ask each child to set a goal of how many they will sell and who they plan to sell them to.
4. Have a "Harvest Party"' when all of the plants are sold (when all of the crops are "harvested")!

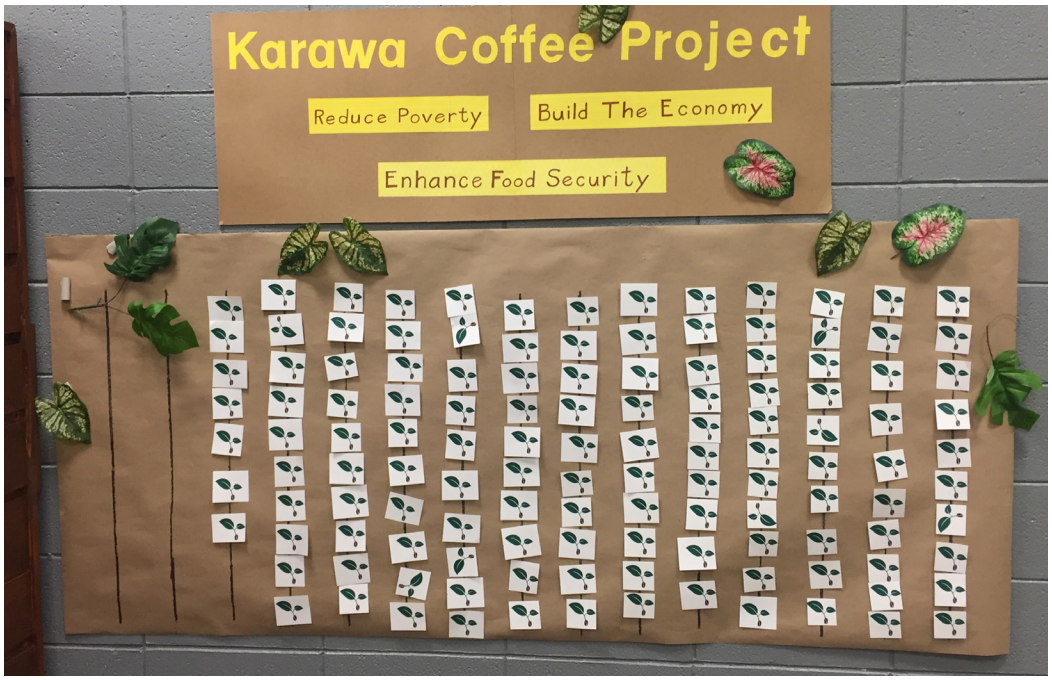

DR Congo compared to the united states

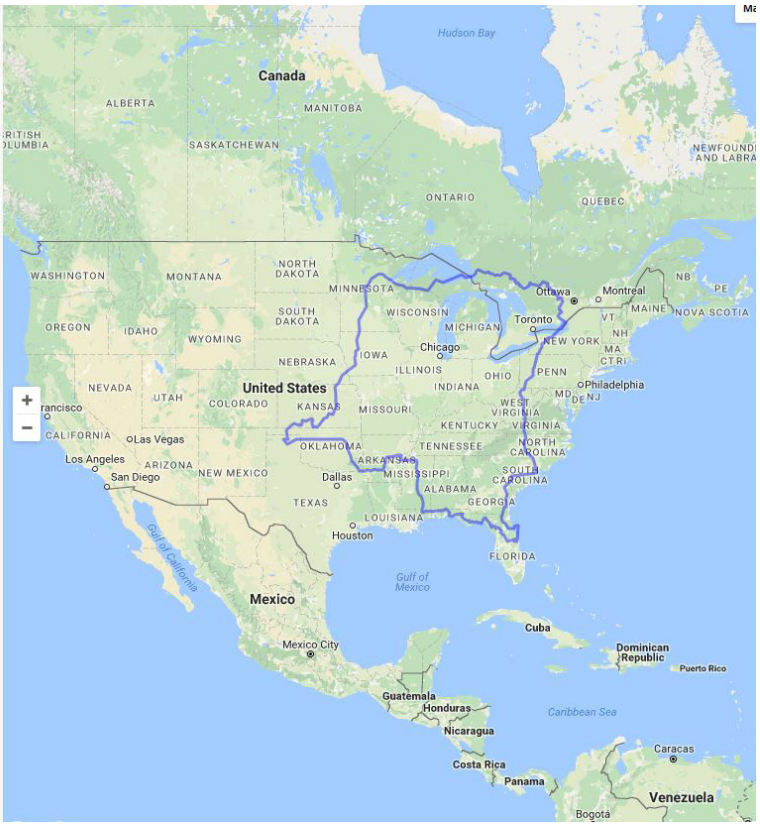

ubangi-Mongala region

Kinshasa (capital)

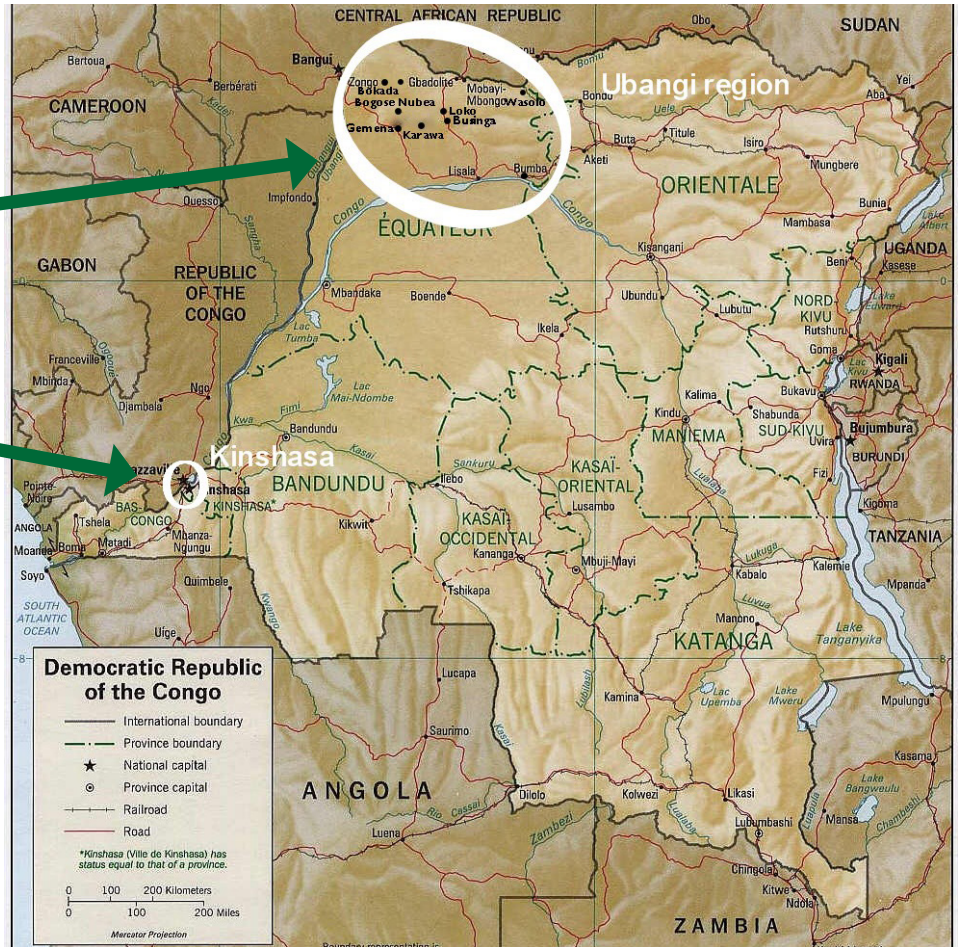

Jacque's Coffee Seeds

PAUL CARLSON PARTNERSHIP
paulcarlson.org/coffee

Hi, my name is Jacques. I live in the Democratic Republic of Congo. When I was a young boy, my family owned a coffee growing business.

My father had 400 hectares of fields and produced a lot of coffee beans every year. He would hire 100 people from the villages every day to help in the fields, and he paid them with livestock.

When my father went to the fields, I would go to school with my siblings and friends. Thanks to our coffee farm, many families could afford school fees.

One day after school, my father gave me some coffee seeds. He called me over, and asked me, "Do you know what these are?"

"Coffee seeds!" I answered proudly.

"That is right my son." He said.

"When I was your age, my father gave me seeds like these. He told me: one day, you will run these fields. Until then, keep these safe."

He dropped the seeds into my hand, "Now I am giving these to you with the same promise."

As I grew, I kept those seeds safely tucked away.

And then, the wars came. My father's fields were destroyed because of the fighting and he could not grow coffee. Then coffee wilt disease infected the crops, too. We could no longer go to school. We did not have enough money to go to the doctor. Father could not pay his workers and slowly, they left. My father began to lose his fields, and then he lost himself.

As the years went on, those coffee seeds, like the fields, grew brittle and stale. They looked hopeless. I tossed them behind our house, forgotten and abandoned.

Then one day, I noticed something amazing! In the brown dirt, a spot of green emerged. The coffee was sprouting! I moved the tiny plants closer to the house where I could take care of them.

The plants grew, and so did my hope, that one day our family could grow coffee again.

© 2020 Paul Carlson Partnership

DEMOCRATIC REPUBLIC OF CONGO

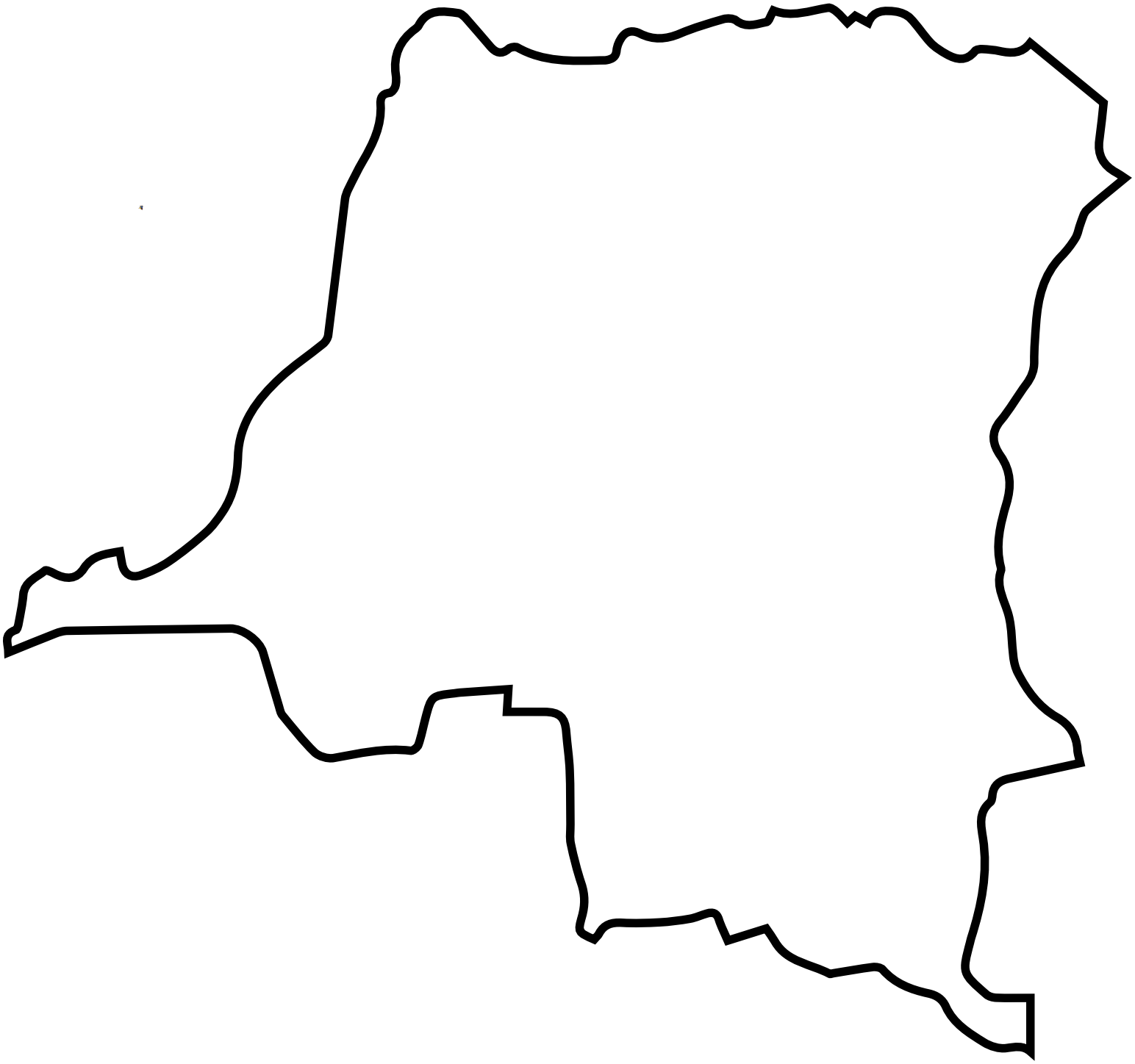

Coffee Plant

Vecteezy.com

The Karawa Coffee Project: From Seed to Cup

PAUL CARLSON PARTNERSHIP
paulcarlson.org/coffee

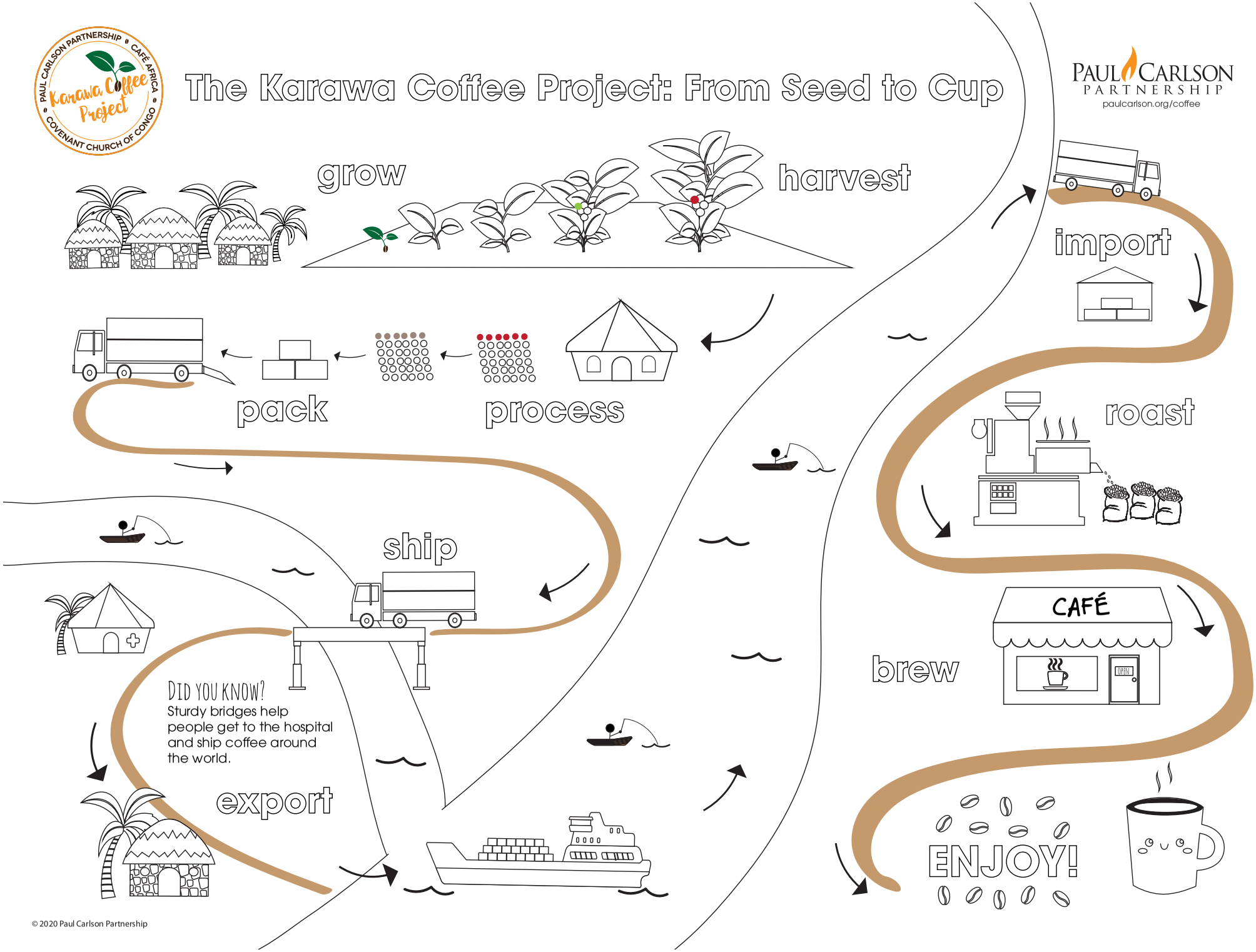

© 2020 Paul Carlson Partnership